



# INDONESIA CLEARING HOUSE



Information  
Security  
ISO 27001  
SAI GLOBAL

JAS-ANZ



**KAN**  
Komite Akreditasi Nasional  
LSSBMKI-000-IDN

# CLEARING REPORT USER GUIDE

## 2020



The Clearing House issues transaction reports along with financial reports according to the conditions of each clearing member. The report can be accessed from web browser with the following steps:

1. Open Internet Browser (All Browser) and type in the windows address web address, namely <http://member.isiclearing.com/p/clear/>



2. Enter the Login and Password provided by PT Indonesia Clearing House (PT ICH) into the Login and Password form, then click Submit.



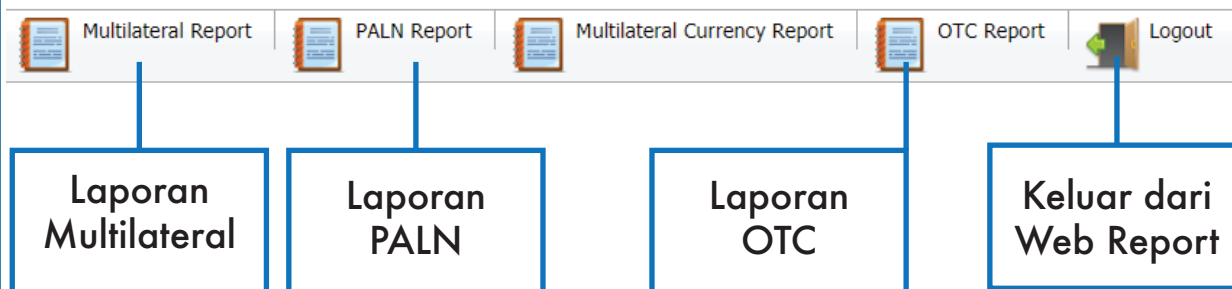
3. After successfully logging in, the Clearing Report web display is as shown below:



4. Select the desired report according to the transactions that occur on the exchange (Multilateral, PALN) or transactions sent / registered to the Exchange (OTC).



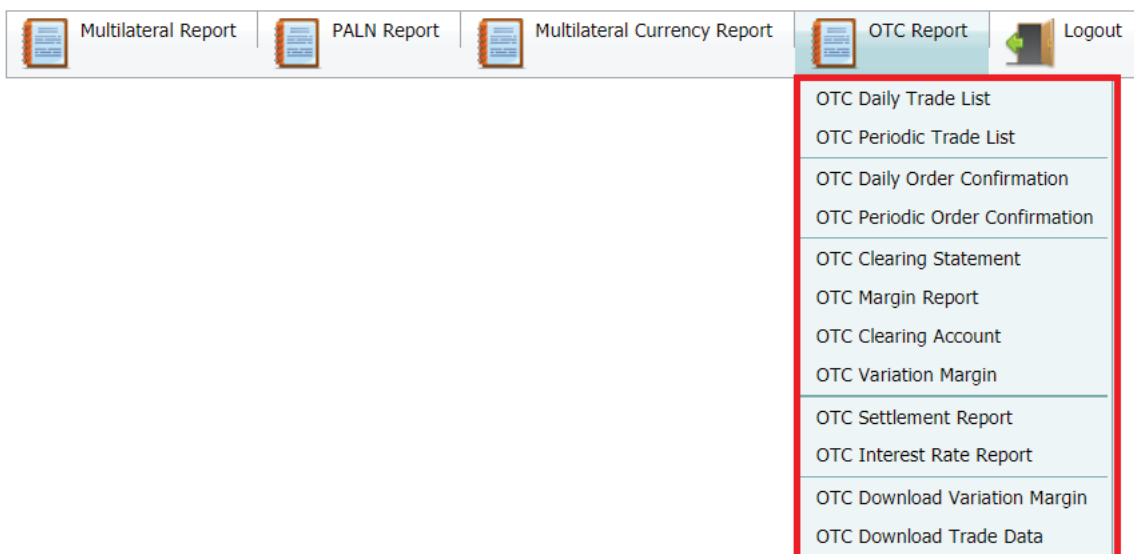
## CLEARING REPORT SYSTEM



5. The types of reports provided by Clearing are as follows:



## CLEARING REPORT SYSTEM



## 5.1. Daily Trade List:

Transaction reports that occur on the Exchange or reported to the Exchange and guaranteed by the Clearing House of PT Indonesia Clearing House (PT ICH) within one day. To get this report, please follow the steps:

- a. Select the desired Product Report (Multilateral / FBOT / OTC) and select the Daily Trade List menu



- b. Type the desired date in the "date" column
- c. Click options on the broker to determine the appropriate clearing member name
- d. Click "Submit" to display the report.
- e. Click "Cancel" to cancel



- f. The transaction report will appear as below:

## f.1. Recap transaction data

Multilateral Report | PALN Report | Multilateral Currency Report | OTC Report | Manager Console | Logout

Page 1 of 9 Pdf

### Recap Trade

Trade Date : 04/11/2020 Print Date: 05/11/2020 14:08:20

Broker	Commodity Type	Buy Lot	Sell Lot	Delivery Lot	Receiving Lo	Total Lot
B						
	AUDUSD10	4,20	5,20	0,00	0,00	9,40
	CLSCID	0,00	2,00	0,00	0,00	2,00
	EURUSD10	0,30	0,30	0,00	0,00	0,60
	GBPUSD10	11,50	8,60	0,00	0,00	20,10
	HKG5ID	7,60	7,90	0,00	0,00	15,50
	JPNSID	0,60	0,30	0,00	0,00	0,90
	USDJPY10	1,30	1,40	0,00	0,00	2,70
	XAUUSD10	99,10	87,20	0,00	0,00	186,30
	<b>Total Broker B</b>	<b>124,60</b>	<b>112,90</b>	<b>0,00</b>	<b>0,00</b>	<b>237,50</b>

## f.2. Transaction data details

### Trade List

Trade Date : 04/11/2020 Print Date: 05/11/2020 14:14:51

Customer	Trade No	Trade Time	Commodity	Lots	Price/Lot
Broker B					
SELL					
R S9531017	000002685	16.12.14	XAUUSD12	0,10	1.890,31000
R S9531017	000002746	16.12.20	XAUUSD12	0,10	1.891,02000
R S9531017	000002805	16.12.26	XAUUSD12	0,10	1.891,46000
R S9531017	000002812	16.12.27	XAUUSD12	0,10	1.892,13000
R S9531017	000002941	16.12.41	XAUUSD12	0,10	1.892,02000
R S9531017	000003171	18.18.22	XAUUSD12	0,10	1.892,23000
R S9531017	000003202	18.18.24	XAUUSD12	0,10	1.891,99000
R S9531017	000003207	18.18.25	XAUUSD12	0,10	1.892,34000
R S9531017	000003224	18.18.27	XAUUSD12	0,10	1.892,37000
R S9531017	000003257	18.18.30	XAUUSD12	0,10	1.892,13000
R S9531017	000003278	18.18.32	XAUUSD12	0,10	1.891,83000
R S9531017	000003496	19.58.50	XAUUSD12	0,10	1.905,55000
R S9531017	000003549	19.58.54	XAUUSD12	0,10	1.892,46000
R S9531017	000003736	19.59.21	XAUUSD12	0,10	1.902,20000
R S9531017	000003764	19.59.24	XAUUSD12	0,10	1.908,43000
R S9531017	000003928	19.59.41	XAUUSD12	0,10	1.892,45000
R S9531017	000003929	19.59.41	XAUUSD12	0,10	1.906,88000
R S9531017	000004236	21.38.24	XAUUSD12	0,10	1.908,74000
R S9531017	000004307	21.38.24	XAUUSD12	0,10	1.908,50000
R S9531017	000004692	03.00.53	XAUUSD12	0,10	1.907,26000
R S9531017	000004705	03.00.55	XAUUSD12	0,10	1.906,58000
R S9531017	000004750	03.00.58	XAUUSD12	0,10	1.906,95000
R S9531017	000004780	03.01.01	XAUUSD12	0,10	1.905,37000
R S9531017	000004801	03.01.03	XAUUSD12	0,10	1.902,20000
R S9531017	000005284	05.04.32	XAUUSD12	0,10	1.903,69000
R S9733210	000001002	13.09.15	USDCAD12	0,60	1,31093

## 5.2. Periodic Trade List:

Transaction reports that occur on the Exchange or reported to the Exchange and guaranteed by the Clearing House of PT Indonesia Clearing House (PT ICH) within a certain period of time (Maximum 1 week). To get this report the steps that must be taken are:

- a. Select the desired Product Report (Multilateral / FBOT / OTC) and select the Periodic Trade List menu



- b. Type the start date of the desired report on the "From Date" menu.
- c. Type the end date of the desired report on the "To Date" menu.
- d. Click options on the broker to determine the appropriate clearing member name
- e. Click "Submit" to display the report
- f. Click "Cancel" to cancel

- g. The report display is similar to point 5.1.f.1 and 5.1.f.2, but the data is periodic.

### 5.3. Report Daily Order Confirmation

A report on commodity and derivative product transactions along with detailed financial conditions owned by clearing members on a certain day. To get this report the steps that must be taken are:

- a. Select the desired Product Report (Multilateral / FBOT / OTC) and select the Daily Order Confirmation menu



- b. Select the desired date on the "Date" sub menu
- c. Click the Clearing member code on the Broker menu
- d. Click "Currency" in IDR or USD
- e. Click "Submit" to get the report
- f. Click "Cancel" to cancel



# CLEARING REPORT SYSTEM



- Multilateral Report
- PALN Report
- Multilateral Currency Report
- OTC Report
- Logout

## OTC Daily Order Confirmation

Date:

Broker:

Customer Type:  IDR  USD

g. The report displays as below:

Page 1 of 3 Pdf

Print Date: 04/11/2020 12:30:04

Broker Code : B /CM00000

Broker Name : .

Confirmation Date : 04/11/2020

### Buy Trade

Date	ID	Commodity	# of Contra	Price/Unit
04/11/2020	R / CM12001U	GOLDUD	1	1.891.10000
04/11/2020	R / CM21001U	GOLDUDMic	1	1.890.00000
04/11/2020	R / CM21001U	GOLDUDMic	1	1.889.90000
04/11/2020	R / CM21007U	GOLDUDMic	1	1.889.90000
04/11/2020	R / CM21015U	GOLDUDMic	1	1.889.90000
04/11/2020	R / CM21016U	USDJPYMic	1	104.80000
04/11/2020	R / CM21018U	USDCHFMic	1	0.91270
04/11/2020	R / CM21018U	USDCHFMic	1	0.91790
04/11/2020	R / CM21019U	GOLDUDMic	1	1.890.10000
04/11/2020	R / CM21022U	GOLDUDMic	1	1.900.80000
04/11/2020	R / CM21022U	GOLDUDMic	1	1.903.80000
04/11/2020	R / CM21022U	USDCHFMic	1	0.91150
			<b>12</b>	

### Sell Trade

Date	ID	Commodity	# of Contra	Price/Unit
04/11/2020	R / CM12001U	GOLDUD	1	1.891.20000
04/11/2020	R / CM21001U	GOLDUDMic	1	1.899.20000
04/11/2020	R / CM21001U	GOLDUDMic	1	1.901.10000
04/11/2020	R / CM21007U	GOLDUDMic	1	1.901.40000
04/11/2020	R / CM21015U	GOLDUDMic	2	1.912.40000
04/11/2020	R / CM21015U	GOLDUDMic	1	1.901.80000
04/11/2020	R / CM21018U	USDCHFMic	1	0.91100
04/11/2020	R / CM21018U	USDCHFMic	1	0.91210
04/11/2020	R / CM21019U	GOLDUDMic	1	1.912.50000
04/11/2020	R / CM21019U	GOLDUDMic	1	1.901.00000
04/11/2020	R / CM21022U	GOLDUDMic	1	1.911.80000
04/11/2020	R / CM21022U	GOLDUDMic	1	1.905.80000
			<b>12</b>	



## Order Confirmation

Print Date: 05/11/2020 15:25:36



Broker Code : E C3000000  
 Broker Name :  
 Confirmation Date : 04/11/2020

### Close Contract

Date	ID	Commodity	Buy	Sell	Price	Clearing Fee	Balance
04/11/2020	R CM21019U	GOLDUDMc	0	1	1.901.60000	0.28	11.70 CR
04/11/2020	R CM21019U	USDCHFMc	0	1	0.91100	0.00	0.00 CR
04/11/2020	R CM21019U	USDCHFMc	1	0	0.91270	0.00	(1.70) DB
04/11/2020	R CM21019U	USDCHFMc	0	1	0.91210	0.00	0.00 CR
04/11/2020	R CM21019U	USDCHFMc	1	0	0.91790	0.00	(5.80) DB
22/10/2020	R CM21019U	GOLDUDMc	1	0	1.907.70000	0.00	0.00 CR
04/11/2020	R CM21019U	GOLDUDMc	0	1	1.912.50000	0.28	4.80 CR
04/11/2020	R CM21019U	GOLDUDMc	1	0	1.890.10000	0.28	0.00 CR
04/11/2020	R CM21019U	GOLDUDMc	0	1	1.901.00000	0.28	10.90 CR
04/11/2020	R CM21022U	GOLDUDMc	0	1	1.905.60000	0.28	0.00 CR
04/11/2020	R CM21022U	GOLDUDMc	1	0	1.903.60000	0.28	2.00 CR
04/11/2020	P CM21022U	GOLDUDMc	0	1	1.911.60000	0.28	0.00 CR
04/11/2020	F CM21022U	GOLDUDMc	1	0	1.900.60000	0.28	11.00 CR
Net Profit/Loss			13	13		5.23	75.20 CR

### Open Contract

Date	ID	Commodity	Long	Short	Original Price	Settlement	Clearing Fee	Profit Loss
04/11/2020	R CM21016U	NZDUSDMc	1	0	0.67050	0.67070	0.00	0.20 CR
04/11/2020	R CM21016U	USDJPYMc	1	0	104.60000	104.51000	0.00	(90.00) DB
04/11/2020	R CM21022U	USDCHFMc	1	0	0.91150	0.91210	0.00	0.60 CR
Unrealized Profit Loss			3	0			0.00	(89.20) DB

### Financial

Description	Amount
Beginning Balance	(1.575.16) DB
Credit Note	86.61 CR
Interest	0.00 CR
Net Profit(Loss)	75.20 CR
Clearing Fee	(5.23) DB
Delivery (Receiving)	0.00 CR
Delivery (Receiving) V&T	0.00 CR
Unrealized Profit(Loss)	(89.20) DB
Ledger Balance	(1.413.56) DB
Account Equity	(1.507.76) DB
Initial Margin	(33.00) DB
Collateral to cover initial margin	0.00 CR
Excess (Deficit) Equity	(1.540.76) DB
Equity Ratio	(4.569,83) %

## 5.4. Periodic Order Confirmation

A report on commodity and derivative product transactions along with detailed financial conditions owned by clearing members on a certain day. To get this report the steps that must be taken are:

- Select the desired Product Report (Multilateral/FBOT/OTC) and select the Periodic Order Confirmation menu



- b. Select the start date of the desired report on the "From Date" sub menu.
- c. Select the desired end date of the report on the "To Date" sub menu.
- d. Click the Clearing member code on the Broker menu
- e. Click "Currency" in IDR or USD
- f. Click "Submit" to get the report
- g. Click "Cancel" to cancel



- h. The report display is similar to Daily Order Confirmation, except that this report displays periodic data with a maximum report of 1 week.

## 5.5. Clearing Statement

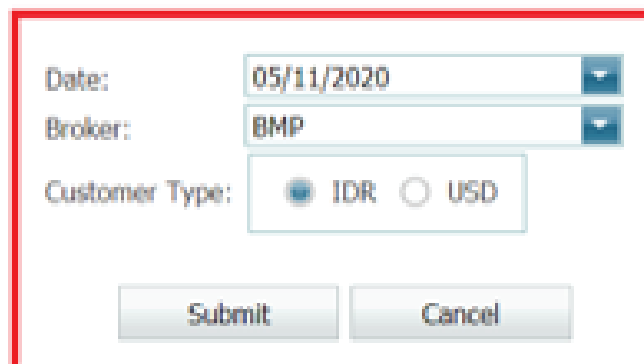
This report presents the Financial Condition of Clearing Members based on transactions that occur on the stock exchange and guaranteed by the clearing house PT ICH. To get this report, please follow the steps below:

- a. Select the desired Product Report (Multilateral/FBOT/OTC) and select the Clearing Statement menu



- b. Select the start date of the desired report on the "From Date" sub menu.
- c. Select the desired end date of the report on the "To Date" sub menu.
- d. Click the clearing member code on the Broker menu
- e. Click "Currency" in IDR or USD
- f. Click "Submit" to get the report
- g. Click "Cancel" to cancel

### OTC Clearing Statement



The image shows a form titled 'OTC Clearing Statement' with the following fields and buttons:

- Date: 05/11/2020
- Broker: BMP
- Customer Type:  IDR  USD
- Submit button
- Cancel button

h. The display of the clearing statement is as shown below:

<b>Clearing Statement</b>		Print Date: 06/11/2020 11:38:09
		Date: 05/11/2020
Clearing Account - IDR		
	<i>Description</i>	<i>Amount</i>
<b>Segregated Account</b>		
		<b>IDR Amount</b>
Beginning Balance		632.305.982,15 CR
<b>Mutation</b>		
Variation Margin		(46.949.319,85) DB
Interest		4.160,38 CR
Upfront Fee		(184.800,00) DB
Delivery (Receiving)		0,00 CR
Delivery (Receiving) VAT		0,00 CR
	<b>Total Mutation</b>	(47.129.959,47) DB
<b>Ending Balance</b>		<b>585.176.022,68 CR</b>
Initial Margin		(28.800.000,00) DB
Collateral to cover initial margin		0,00 CR
<b>Excess (Defisit) Equity</b>		<b>556.376.022,68 CR</b>
	<b>Equity Ratio</b>	<b>2.031,86 %</b>
	<b>Margin Call to Top Up</b>	<b>0,00</b>
<b>Unsegregated Account</b>		
		<b>IDR Amount</b>
Beginning Balance		0,00 CR
<b>Mutation</b>		
Upfront Fee		184.800,00 CR
Exchange and Clearing Upfront Fee		(184.800,00) DB
Clearing Fund		0,00 CR
	<b>Total Mutation</b>	<b>0,00 CR</b>
<b>Ending Balance</b>		<b>0,00 CR</b>

## 5.6. Margin

This report presents the Margin that must be maintained at PT ICH Clearing House based on the open positions held by clearing members. To get this report, please follow the steps below:

- a. Select the desired Product Report (Multilateral / FBOT / OTC) and select the Margin menu



- b. Select the desired report date on the "Date" sub menu.
- c. Click the clearing member code on the Broker menu
- d. Click "Submit" to get the report
- e. Click "Cancel" to cancel

### OTC Margin Report

Date:  ▼

Broker:  ▼

- f. The Margin Report displays as shown below:

## Margin Report

Date: 04/11/2020

Print Date: 06/11/2020 11:53:41

	Date	Commodity	Long	Short	Clearing Margin
<b>R</b>	<b>9733210</b>	RFSS9733210			
	04/11/2020	USDCAD12	0,10	0,00	(1.200.000,00)
	04/11/2020	USDCAD12	0,40	0,00	(4.800.000,00)
		<b>Total</b>	<b>0,50</b>	<b>0,00</b>	<b>(6.000.000,00)</b>
<b>R</b>	<b>9733215</b>	RFSS9733215			
	04/11/2020	USDCAD12	0,10	0,00	(1.200.000,00)
	04/11/2020	USDCAD12	0,20	0,00	(2.400.000,00)
	04/11/2020	USDCAD12	0,20	0,00	(2.400.000,00)
		<b>Total</b>	<b>0,50</b>	<b>0,00</b>	<b>(6.000.000,00)</b>
<b>R</b>	<b>9735054</b>	RFSS9735054			
	04/11/2020	USDCAD12	0,10	0,00	(1.200.000,00)
		<b>Total</b>	<b>0,10</b>	<b>0,00</b>	<b>(1.200.000,00)</b>
<b>R</b>	<b>9735055</b>	RFSS9735055			
	04/11/2020	USDCAD12	0,10	0,00	(1.200.000,00)
		<b>Total</b>	<b>0,10</b>	<b>0,00</b>	<b>(1.200.000,00)</b>
<b>R</b>	<b>9735059</b>	RFSS9735059			
	04/11/2020	USDCAD12	0,10	0,00	(1.200.000,00)
	04/11/2020	USDCAD12	0,30	0,00	(3.600.000,00)
	04/11/2020	USDCAD12	0,10	0,00	(1.200.000,00)
		<b>Total</b>	<b>0,50</b>	<b>0,00</b>	<b>(6.000.000,00)</b>
<b>R</b>	<b>9735172</b>	RFSS9735172			
	04/11/2020	XAUUSD12	0,00	0,30	(3.600.000,00)
	04/11/2020	USDCAD12	0,20	0,00	(2.400.000,00)
	04/11/2020	USDCAD12	0,40	0,00	(4.800.000,00)
		<b>Total</b>	<b>0,60</b>	<b>0,30</b>	<b>(10.800.000,00)</b>
		<b>Total IDR</b>	<b>2,30</b>	<b>0,30</b>	<b>(31.200.000,00)</b>
		<b>Total USD</b>	<b>0,00</b>	<b>0,00</b>	<b>0,00</b>

## 5.7 Clearing Account

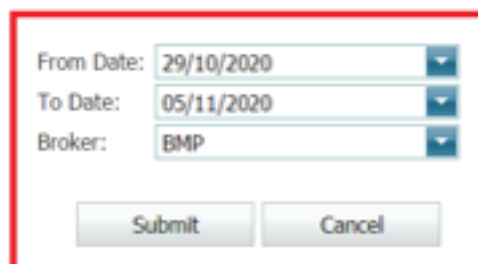
This report presents financial transaction history (Cash Transfers) for Funds Deposits, Funds Withdrawals, Adjustments, etc. To get this report, follow these steps:

- a. Select the desired Product Report (Multilateral/FBOT/OTC) and select the Clearing Account menu



- b. Select the start date of the desired report on the "From Date" sub menu.
- c. Select the desired end date of the report on the "To Date" sub menu.
- d. Select the clearing member code on "Broker"
- e. Click "Submit" to get the report
- f. Click "Cancel" to cancel

### OTC Clearing Account

A screenshot of a form titled 'OTC Clearing Account'. It contains three dropdown menus: 'From Date' with the value '29/10/2020', 'To Date' with the value '05/11/2020', and 'Broker' with the value 'BMP'. Below the dropdowns are two buttons: 'Submit' and 'Cancel'. The entire form area is enclosed in a red border.

g. The Clearing Account report display as shown below:

Date	Ref No	Broker	Type	Description	Currency	Amount
03/11/2020	15/OTC/CR/11/2020	PT	Cash Deposit	TOP UP MARGIN	IDR	2.500.000.000,00 CR
04/11/2020	12/OTC/CR/11/2020	PT	Cash Deposit	TOP UP MARGIN	IDR	800.000.000,00 CR
05/11/2020	15/OTC/CR/11/2020	PT	Cash Deposit	TOP UP MARGIN	IDR	250.000.000,00 CR
05/11/2020	15/OTC/DB/11/2020	PT	Cash Withdrawal	WITHDRAWAL	IDR	200.000.000,00 DB
Total					IDR	3.350.000.000,00 CR

### 5.8. Variation Margin

This report presents the daily income (Variation Margin) of clearing members along with details per customer. To obtain this report, follow the steps below.

- a. Select the desired Product Report (Multilateral /FBOT/OTC) and select "Variation Margin"



- b. Select the desired report date on the "Date" submenu.
- c. Select the clearing member code on the "Broker" menu
- d. Select the report currency in IDR or USD
- e. Click "Submit" to get the report
- f. Click "Cancel" to cancel

### OTC Variation Margin

Date:

Broker:

Customer Type:  IDR  USD

g. The Variation Margin report display is as below:

Page 1 of 1 Pdf

**Variation Margin** Print Date: 06/11/2020 15.16.41

Trade Date : 05/11/2020

Customer Type: IDR Customer

Broker	Customer Code	Variation Margin
B	R 9531017	(21.801.600,00)
B	R 9731011	16.420.000,00
B	R 9733210	(5.825.707,05)
B	R 9733215	(7.219.130,84)
B	R 9735054	(1.962.750,06)
B	R 9735055	(827.776,50)
B	R 9735059	(3.453.667,52)
B	R 9735172	(22.278.687,88)
		<b>(46.949.319,85)</b>

### 5.9. Download Variation Margin

To obtain the Margin Variation Report in excel format, clearing members can use the Variation Margin download menu. The following are the steps that must be followed are as follows:

- a. Select the desired Product Report (Multilateral/FBOT/OTC) and click "Variation Margin Download"





- b. Select the desired report date on the "Date" submenu.
- c. Select the clearing member code on the "Broker" menu
- d. Select the report currency in IDR or USD
- e. Select xlsx "File Type"
- f. Click "Submit" to get the report
- g. Click "Cancel" to cancel

### OTC Download Variation Margin

Date:

Broker:

Customer Type:  IDR  USD

File Type:  XLS  XLSX

The report will appear as below:

Trade Date	Broker Code	Customer Code	Variation Margin
11/04/2020	BXX	RXX28120008	26461000
11/04/2020	BXX	RXXCF221868	6150000
11/04/2020	BXX	RXXCF297168	611084485.6
11/04/2020	BXX	RXXCIFL7799	-1000000000
11/04/2020	BXX	SXX28200002	-2250000
11/04/2020	BXX	SXX28220001	-624000
11/04/2020	BXX	SXX28220028	-899000
11/04/2020	BXX	SXX28220045	-1366000
11/04/2020	BXX	SXX28220047	96000
11/04/2020	BXX	SXX28220048	721010.71
11/04/2020	BXX	SXX28220049	969064.29
11/04/2020	BXX	SXX28220051	1146000
11/04/2020	BXX	SXX28400006	-1635000
11/04/2020	BXX	SXX28420007	10430000
11/04/2020	BXX	SXX28500001	-17660000
11/04/2020	BXX	SXX28500002	8640000
11/04/2020	BXX	SXXC2410068	-1825000
11/04/2020	BXX	SXXC2810006	3794400
11/04/2020	BXX	SXXC2810089	1248000
11/04/2020	BXX	SXXC2910013	-551000
11/04/2020	BXX	SXXC2910038	-489858.4
11/04/2020	BXX	SXXC2910207	-580000

### 5.10. Settlement Price

This report presents the daily settlement price (Settlement Price) determined by the Indonesian Commodity and Derivatives Exchange (ICDX) to calculate the unrealized value (open position) at the Clearing House of PT ICH. To get this report, follow these steps:

- a. Select the desired product report (Multilateral/FBOT/OTC) and select "Settlement Report"



- b. Select the desired report date on the "Date" submenu.
- c. Click "Submit" to get the report
- d. Click "Cancel" to cancel

### OTC Settlement Price

Date:

The report will appear as below:

<i>Date</i>	<i>Commodity</i>	<i>Price</i>
04/11/2020	AUDNZD14	1,07220
04/11/2020	AUDNZDUD	1,07220
04/11/2020	AUDUSD10	0,71800
04/11/2020	AUDUSD12	0,71800
04/11/2020	AUDUSD13	0,71800
04/11/2020	AUDUSD14	0,71800
04/11/2020	AUDUSDUD	0,71800
04/11/2020	AXP-US	96,40000
04/11/2020	AXP-USI	96,40000
04/11/2020	AXP-USI12	96,40000
04/11/2020	AXP-USI13	96,40000
04/11/2020	AXP-USI14	96,40000
04/11/2020	BA-US	151,63000
04/11/2020	BA-USI	151,63000
04/11/2020	BA-USI12	151,63000
04/11/2020	BA-USI13	151,63000
04/11/2020	BA-USI14	151,63000
04/11/2020	BABA-US	295,71000
04/11/2020	BABA-USI	295,71000
04/11/2020	BABA-USI12	295,71000
04/11/2020	BABA-USI13	295,71000
04/11/2020	BABA-USI14	295,71000
04/11/2020	BAC-US	23,68000

## 5.11. Interest Rate

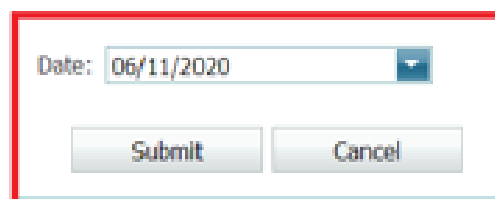
This report presents the interests charged to open positions held by clearing members. To get this report, follow these steps:

- a. Select the desired product report (Multilateral/FBOT/OTC) and select "Interest Rate Report"



- b. Select the desired report date on the "Date" submenu.
- c. Click "Submit" to get the report
- d. Click "Cancel" to cancel

### OTC Interest Rate Report



The image shows a form titled 'OTC Interest Rate Report'. It has a 'Date:' label followed by a text input field containing '06/11/2020' and a dropdown arrow. Below the input field are two buttons: 'Submit' and 'Cancel'. The entire form area is enclosed in a red rectangular box.

- e. The report displays as below

Multilateral Report | PALN Report | Multilateral Currency Report | OTC Report

Page 3 of 29

**Interest Rate** Print Date: 09/11/2020 14

Interest Date : 04/11/2020

Commodity Type	Date	Credit Rate	Debit Rate	Clearing Rate
AUDCAD14	04/11/2020	0.5000	0.5000	0.0000
AUDCADUD	04/11/2020	0.5000	0.5000	0.0000
AUDJPY10	04/11/2020	-0.2000	-0.2000	0.0000
AUDJPY12	04/11/2020	-0.2000	-0.2000	0.0000
AUDJPY13	04/11/2020	-0.2000	-0.2000	0.0000
AUDJPY14	04/11/2020	-0.2000	-0.2000	0.0000
AUDJPYUD	04/11/2020	-0.2000	-0.2000	0.0000
AUDNZD10	04/11/2020	0.1500	0.1500	0.0000
AUDNZD12	04/11/2020	0.1500	0.1500	0.0000
AUDNZD13	04/11/2020	0.1500	0.1500	0.0000
AUDNZD14	04/11/2020	0.1500	0.1500	0.0000
AUDNZDUD	04/11/2020	0.1500	0.1500	0.0000
AUDUSD10	04/11/2020	0.1500	0.1500	0.0000
AUDUSD12	04/11/2020	0.1500	0.1500	0.0000
AUDUSD13	04/11/2020	0.1500	0.1500	0.0000

## 5.12. Download Trade Data

This report presents all transactions on the exchange or transactions that are reported to the exchange and guaranteed by the Clearing House of PT ICH in an Excel format. To obtain this report, please follow these steps:

- a. Select the desired product report (Multilateral/FBOT/OTC) and select "Download Trade Data"



- b. Select the desired report date on the "Date" submenu.
- c. Select/type the clearing member code on the "Broker" menu
- d. Select xlsx file on the "File Type" menu
- e. Click "Submit" to get the report
- f. Click "Cancel" to cancel

### OTC Download Trade Data

Date:

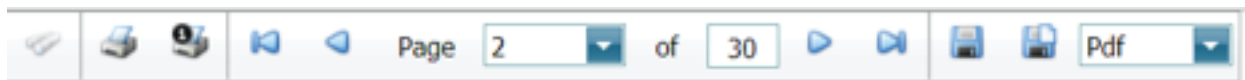
Broker:

File Type:  XLS  XLSX

- g. The result of Download Trade Data is as shown below:

Trade Date	Trade Time	Client Name	Client Account	Client ID	Exchange Member	Commodity Name	Order Id	Fill Id	Sell	Buy	Price
04/11/2020	04/11/2020	SXXC2910207	SXXC2910207	SXXC2910207	BXX	GBPUSD10	000000007		0	0.1	1.30968
04/11/2020	04/11/2020	SXXC2910038	SXXC2910038	SXXC2910038	BXX	USDJPY10	000000008		0.2	0	104.573
04/11/2020	04/11/2020	RXXCF297168	RXXCF297168	RXXCF297168	BXX	XAUUSD10	000000009		1	0	1913.65
04/11/2020	04/11/2020	SXXC2910207	SXXC2910207	SXXC2910207	BXX	GBPUSD10	000000024		0.1	0	1.31034
04/11/2020	04/11/2020	SXXC2410068	SXXC2410068	SXXC2410068	BXX	JPN5ID	000000035		0	0.1	23879
04/11/2020	04/11/2020	SXXC2910207	SXXC2910207	SXXC2910207	BXX	GBPUSD10	000000036		0	0.1	1.31222
04/11/2020	04/11/2020	SXXC2810006	SXXC2810006	SXXC2810006	BXX	XAUUSD10	000000044		0.1	0	1913.65
04/11/2020	04/11/2020	SXX28220028	SXX28220028	SXX28220028	BXX	GBPUSD10	000000055		0	0.1	1.30739
04/11/2020	04/11/2020	RXXCF297168	RXXCF297168	RXXCF297168	BXX	AUDUSD10	000000064		1	0	0.718
04/11/2020	04/11/2020	RXXCF297168	RXXCF297168	RXXCF297168	BXX	XAUUSD10	000000063		1	0	1914.06
04/11/2020	04/11/2020	SXX28220045	SXX28220045	SXX28220045	BXX	GBPUSD10	000000077		0	0.1	1.31036
04/11/2020	04/11/2020	SXX28220045	SXX28220045	SXX28220045	BXX	GBPUSD10	000000087		0	0.1	1.31291
04/11/2020	04/11/2020	RXXCF297168	RXXCF297168	RXXCF297168	BXX	GBPUSD10	000000095		1	0	1.3102
04/11/2020	04/11/2020	SXX28220045	SXX28220045	SXX28220045	BXX	GBPUSD10	000000104		0	0.1	1.31294
04/11/2020	04/11/2020	SXXC2410068	SXXC2410068	SXXC2410068	BXX	JPN5ID	000000120		0	0.1	23874
04/11/2020	04/11/2020	SXX28220045	SXX28220045	SXX28220045	BXX	GBPUSD10	000000126		0.1	0	1.31037
04/11/2020	04/11/2020	RXXCF297168	RXXCF297168	RXXCF297168	BXX	GBPUSD10	000000123		1	0	1.31254
04/11/2020	04/11/2020	RXXCF297168	RXXCF297168	RXXCF297168	BXX	XAUUSD10	000000122		1	0	1915.1
04/11/2020	04/11/2020	SXXC2910207	SXXC2910207	SXXC2910207	BXX	GBPUSD10	000000142		0.1	0	1.31269
04/11/2020	04/11/2020	SXX28220045	SXX28220045	SXX28220045	BXX	GBPUSD10	000000159		0.1	0	1.31078

### Additional information on the toolbar:



### Information:

- a. The 'Printer' image is to print the report.



- b. The 'back arrow' is to view the previous or the first page.



- c. "Page ..... of ....." serves to view a specific page.



- d. The 'arrow' serves to view the next or the last page.



- e. Flashdisk image functions to store reports. Can be selected with the desired format in the box of choice

